

Labor Market Insights

January 2024

San Jose-Silicon Valley Local Workforce Development Area
 Santa Clara County
 San Jose-Sunnyvale-Santa Clara MSA

work²future
 opportunity • jobs • success

1

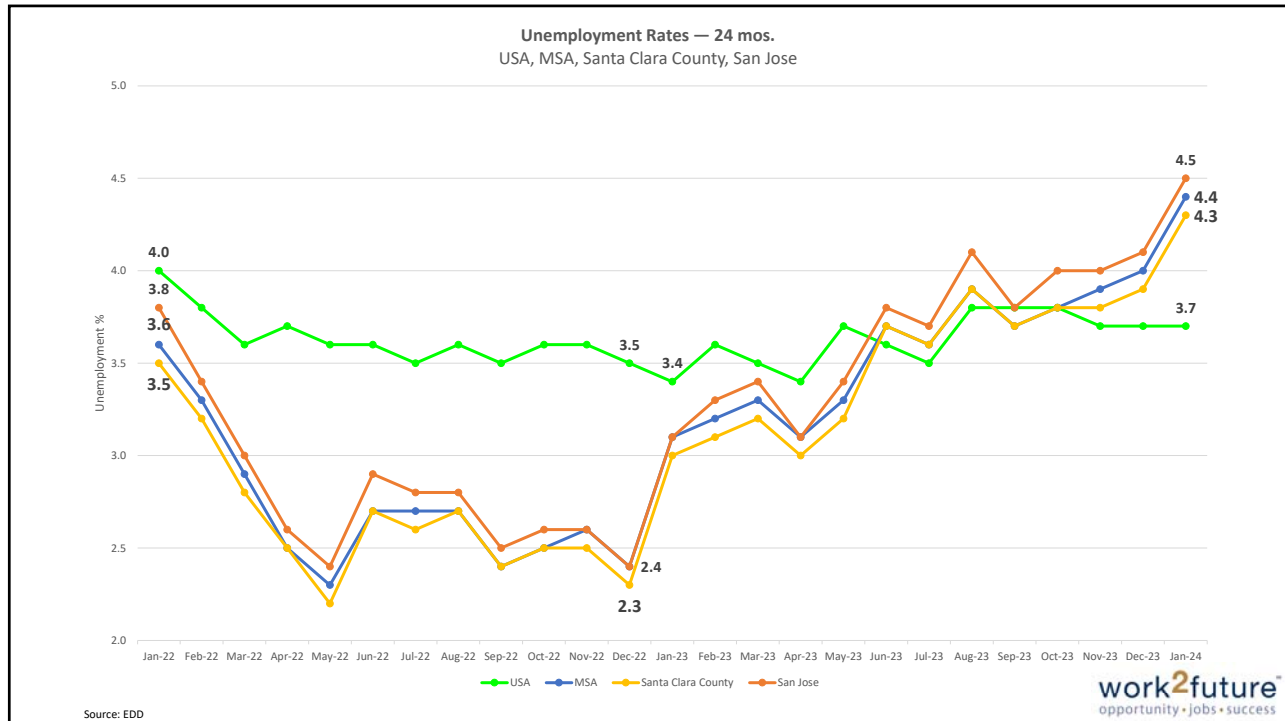
Unemployment Rates

Description	January 2024	December 2023	January 2023
San Jose-Sunnyvale-Santa Clara MSA	4.4%	4.0%	3.1%
Santa Clara County	4.3%	3.9%	3.0%
San Jose city	4.5%	4.1%	3.1%
California	5.2%	5.1%	4.5%
United States	3.7%	3.7%	3.4%

Source: EDD

work²future
 opportunity • jobs • success

2



3

San Jose-Sunnyvale-Santa Clara MSA December 2023–January 2024

Total Wage-Salary Employment: 1,152,800 jobs — DOWN 19,100

- Trade, Transportation, Utilities -4,000
 - Retail -3,000
- Private Education and Health Services -2,800
 - Private Educational Services -1,900
- Leisure & Hospitality -2,800
 - Food Services & Drinking Places -1,700
- Professional & Business Services -2,300
- Manufacturing -2,000
- Construction -1,000

work2future
opportunity • jobs • success

Source: EDD

4

San Jose-Sunnyvale-Santa Clara MSA January 2023–January 2024

Total employment DOWN 1,400 jobs — -0.1%

- Private Education and Health Services +9,900
 - Health Care & Social Assistance +8,400
- Government +2,700
 - Local Government +1,800
- Information -6,400
- Professional & Business Services -6,400
- Manufacturing -3,000
 - Durable Goods -3,400

Source: EDD



5

Permanent Layoffs Announced

San Jose Silicon Valley Local Workforce Development Area

Santa Clara County

• **2023: 3,483**

• **2023: 13,429**

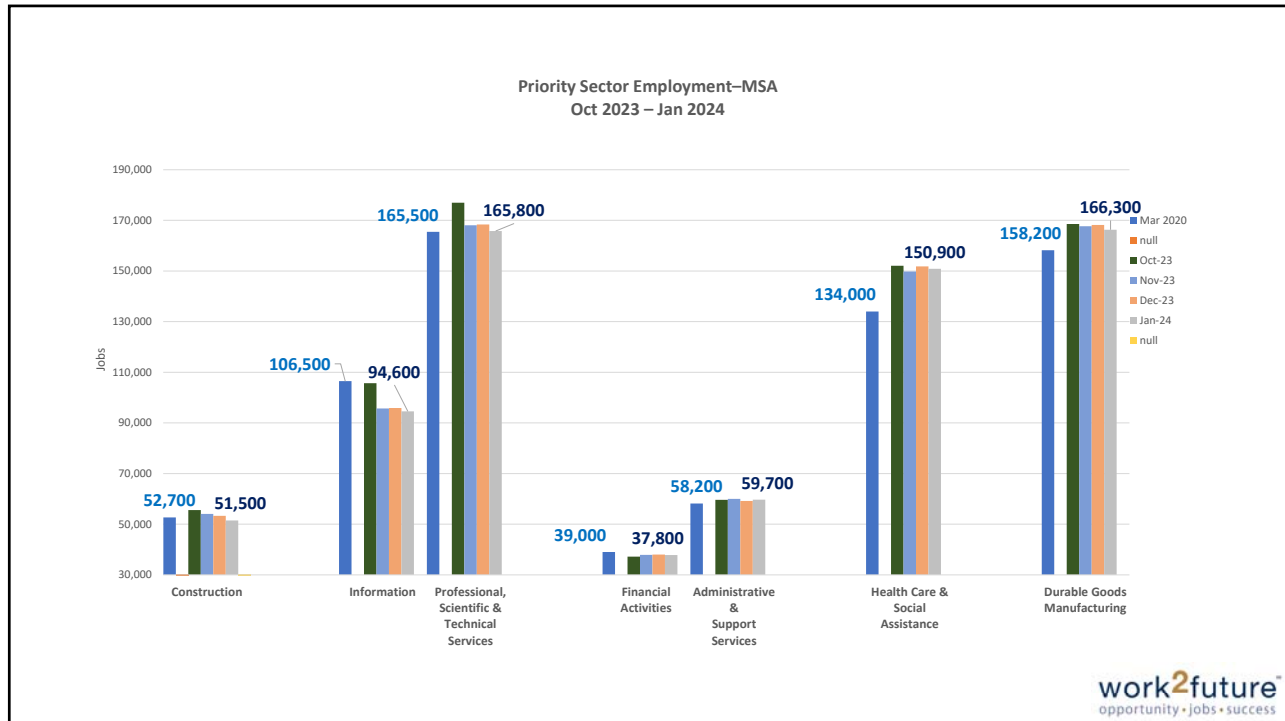
• 2024 Jan–Feb: 1,151

• 2024 Jan–Feb: 2,487

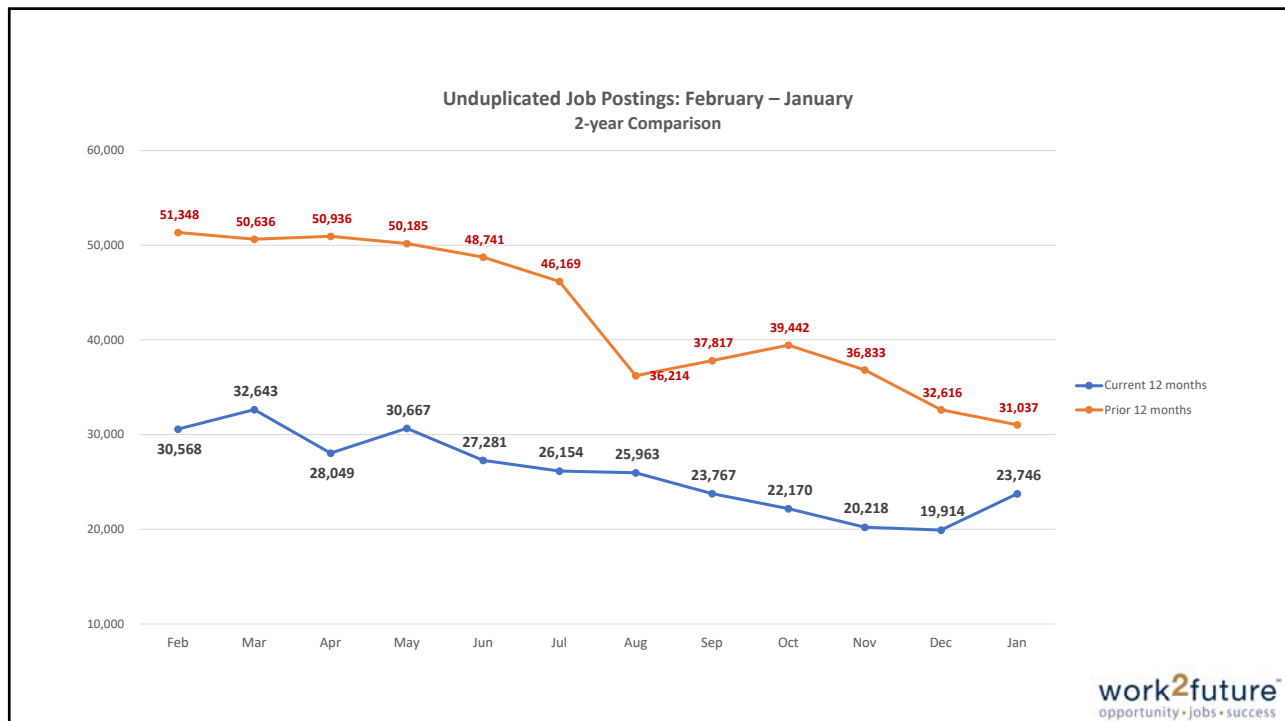
Source: EDD



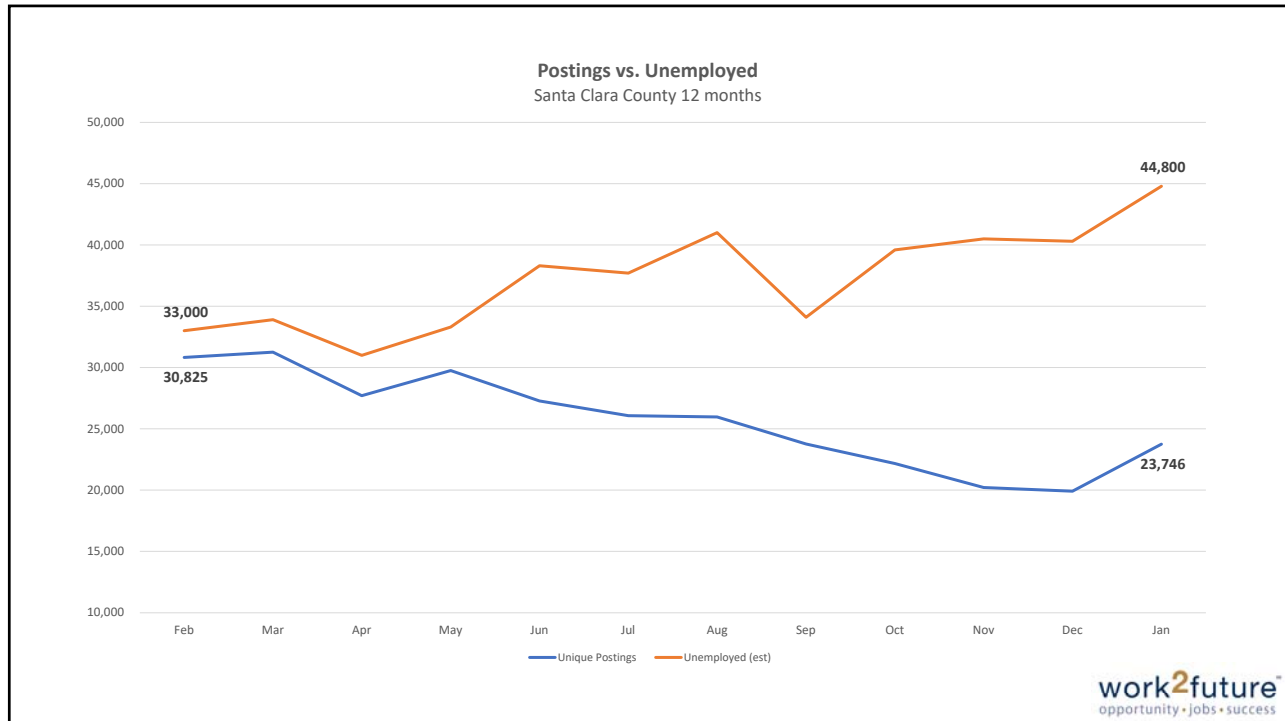
6



7



8



9

Top Posted Occupations

Occupation (SOC)	Total/Unique (Jan 2024)	Posting Intensity	Median Posting Duration
Software Developers	10,443 / 1,498	7 : 1	9 day
Registered Nurses	8,046 / 776	10 : 1	13 day
Computer Occupations, All Other	4,114 / 620	7 : 1	7 day
Sales Representatives, Wholesale and Manufacturing, Except Technical and Scientific Products	3,286 / 581	6 : 1	11 day
Retail Salespersons	2,984 / 571	5 : 1	9 day
Managers, All Other	2,943 / 558	5 : 1	11 day
Marketing Managers	3,213 / 470	7 : 1	9 day
First-Line Supervisors of Retail Sales Workers	1,721 / 428	4 : 1	12 day
General and Operations Managers	2,310 / 333	7 : 1	16 day
Data Scientists	1,805 / 314	6 : 1	7 day

work2future
opportunity • jobs • success

10

Minimum Education Breakdown

Minimum Education Level	Unique Postings (minimum)	Unique Postings (max advertised)	% of Total (minimum)
High school or GED	3,850	0	169
Associate degree	882	246	49
Bachelor's degree	7,271	799	319
Master's degree	1,032	2,108	49
Ph.D. or professional degree	326	1,144	19

work2future
opportunity • jobs • success

11

Thank You!

work2future
opportunity • jobs • success

12