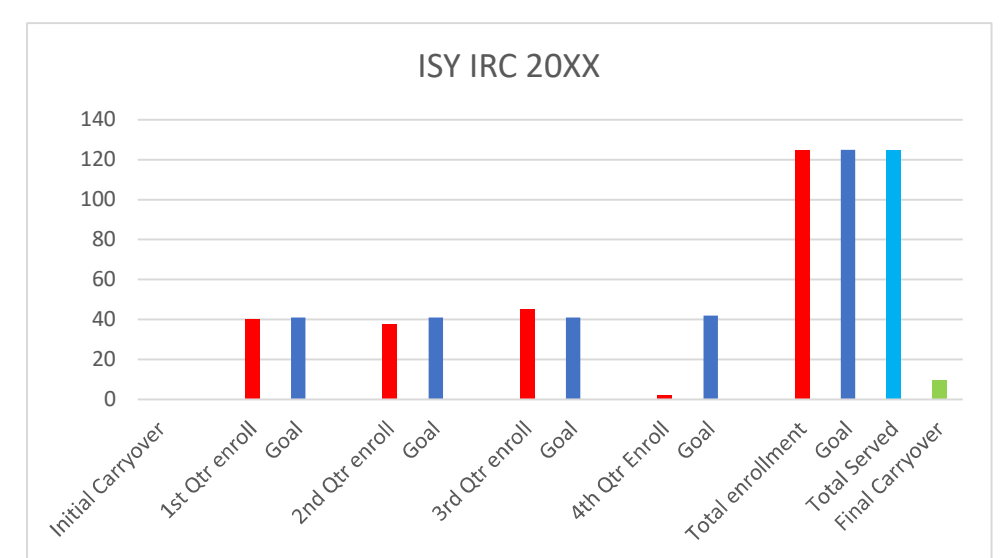
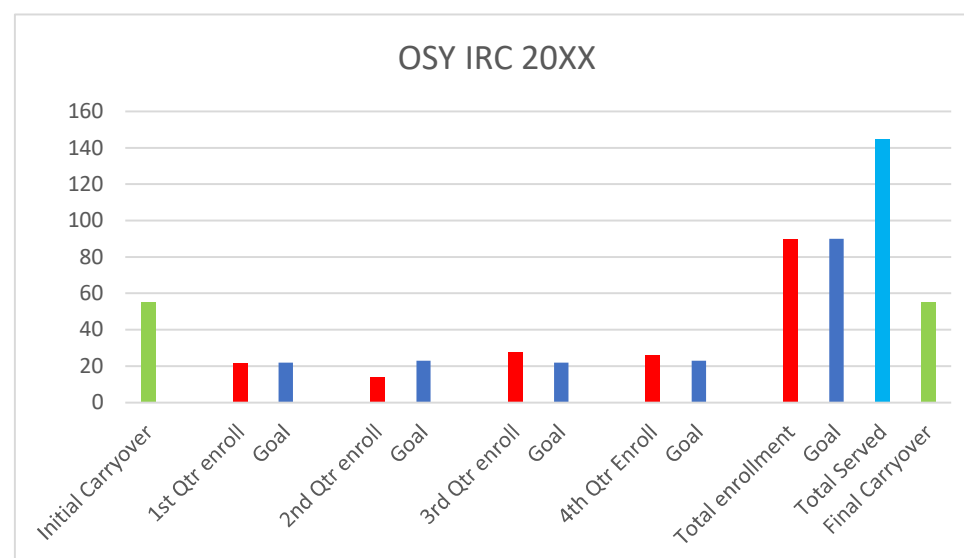
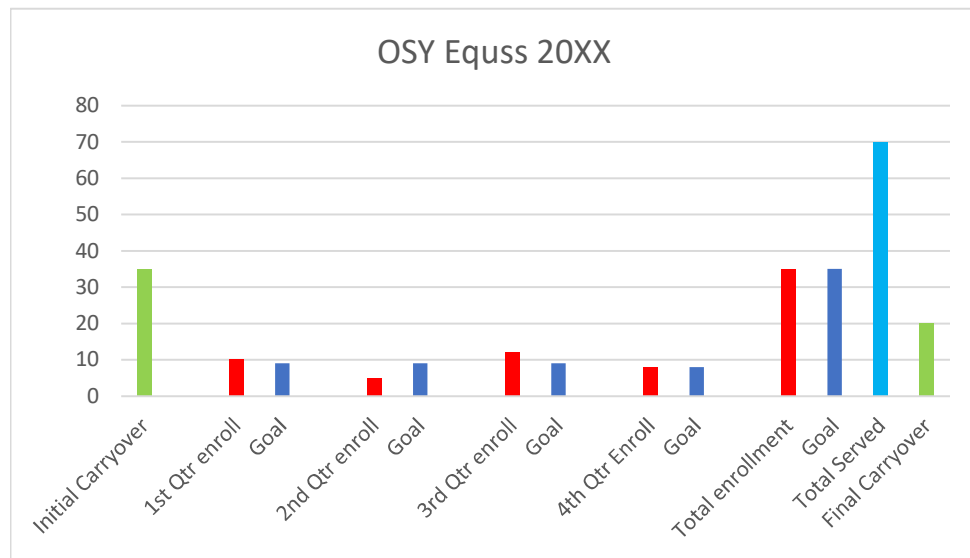


Enrollments 20XX

Program	Initial Carryover	1st Qtr enroll	Goal	2nd Qtr enroll	Goal	3rd Qtr enroll	Goal	4th Qtr Enroll	Goal	Total enrollment	Goal	Total Served	Final Carryover
ISY IRC	0	40	41	38	41	45	41	2	42	125	125	125	10
OSY IRC	55	22	22	14	23	28	22	26	23	90	90	145	55
OSY Equss	35	10	9	5	9	12	9	8	8	35	35	70	20



Preliminary Youth Committee Dashboard

PROCESS

Program OSY Equss OSY IRC ISY IRC	Carryover	1st qtr enrol	Goal	2nd Qtr	Goal	3rd Qtr	Goal	4th qtr	Goal	Total	Goal	Carryover
Youth participants OSY Equss OSY IRC ISY IRC	Need addl assist	1 barrier (not need addl ; 2 barriers		3 barriers	4+ barriers							
Youth participants OSY Equss OSY IRC ISY IRC	Need addl assist	Foster	Justice Inv	Homeless	Preg/Paren	Disabled						
Youth participants OSY Equss OSY IRC ISY IRC	# of Contacts	# of Contacts Enrolled	Ave Time - Contact to % of enrolled active pai# in in-demand sectors									

OUTCOMES

Youth participants - work OSY Equss OSY IRC ISY IRC	Const	Advanced Manu	Healthcare	Financial	IT	Other - list						
Youth participants education OSY Equss OSY IRC ISY IRC	Traditional	Non-trad	Pre-apprentice	Apprentice	Learn and Earn	Other - list						
Youth participants OSY Equss OSY IRC ISY IRC	Placed in employ/ed 2nd Goal		Entered Employ rate 4th qtr		Median Earn	Goal	Credential/cert	Goal	Skills gain	Goal		
Follow up OSY Equss OSY IRC ISY IRC	3 months Equus	IRC	6 months Equus	IRC	9 months Equus	IRC	12 months Equus	IRC				
Co-enrolls/Referrals OSY Equss OSY IRC ISY IRC	Metro Ed	Conservation Corps	Job Corps	SJ Works	Other - specify							