

# DRAFT

February 15, 2023

# Youth Forum

## 2.0

Meeting 2

February 16, 2023

# Convening Partners



# Youth and Young Adult Experience Survey



**Respondent group:** youth and young adults (ages 16-29) who live and/or work in Santa Clara County.

- Outreach efforts targeted to youth connected to forum participant organizations
- Respondents earned \$20 (e-gift card)

**Our Goal** was to reach 100-200 young people - then use data to help form recommendations to leaders and policymakers about how to improve services and create more opportunities for young people in our community.

---

# Who took the survey

**247** young people shared substantive data through the survey

**106** responses were from students in the Extended Opportunity Program & Services (EOPS) program at Mission College

Other groups/organizations with **4-20** responses:

- Bill Wilson Drop-In Center\*
- Covenant House
- Escuela Popular\*
- Justice Ed
- Pivotal
- Razing the Bar\*
- Resilience Corps EDU
- SCC Intern & Earn
- Shine Together\*
- SJ Works
- SJCCCS\*
- The HUB (DFCS)\*
- Youth Action Board (OSH)\*
- Youth Advisory Council (FLY)\*
- Youth Liberation Movement\*

*\*participated in focus groups*

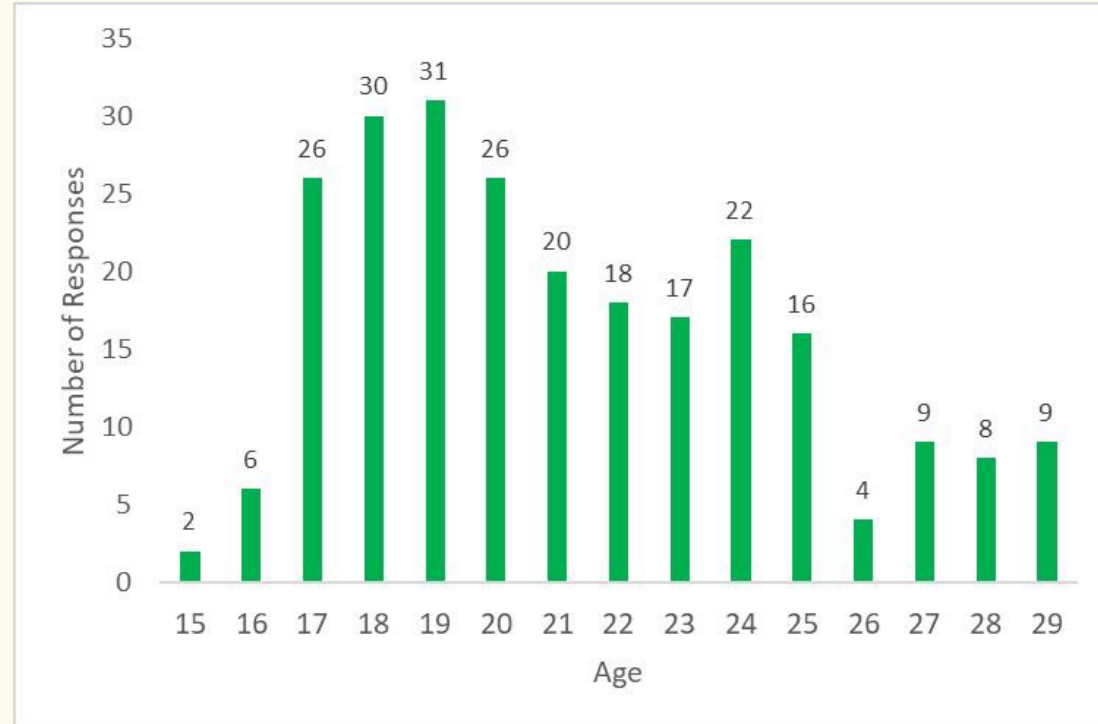
# Who took the survey

Average age: **21.3**

Median age: **20.5**

**50** zip codes were represented

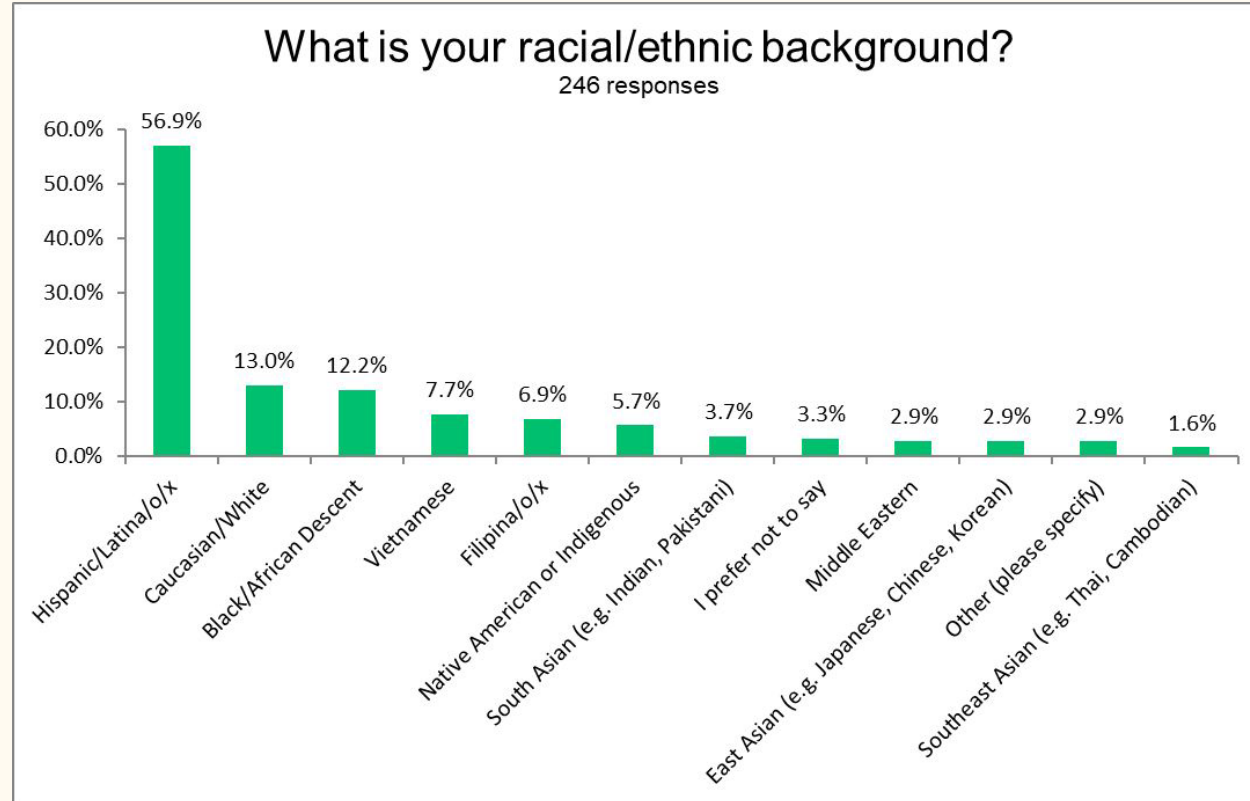
1	95112	Top 10 Zip Codes	95051
2	95050		95116
3	95127		95122
	95133		95126
	95035		95111



# Who took the survey

## Top Responses

Hispanic/Latina/o/x	56.9%	140
Caucasian/White	13.0%	32
Black/African Descent	12.2%	30
Vietnamese	7.7%	19
Filipina/o/x	6.9%	17
Native American or Indigenous	5.7%	14



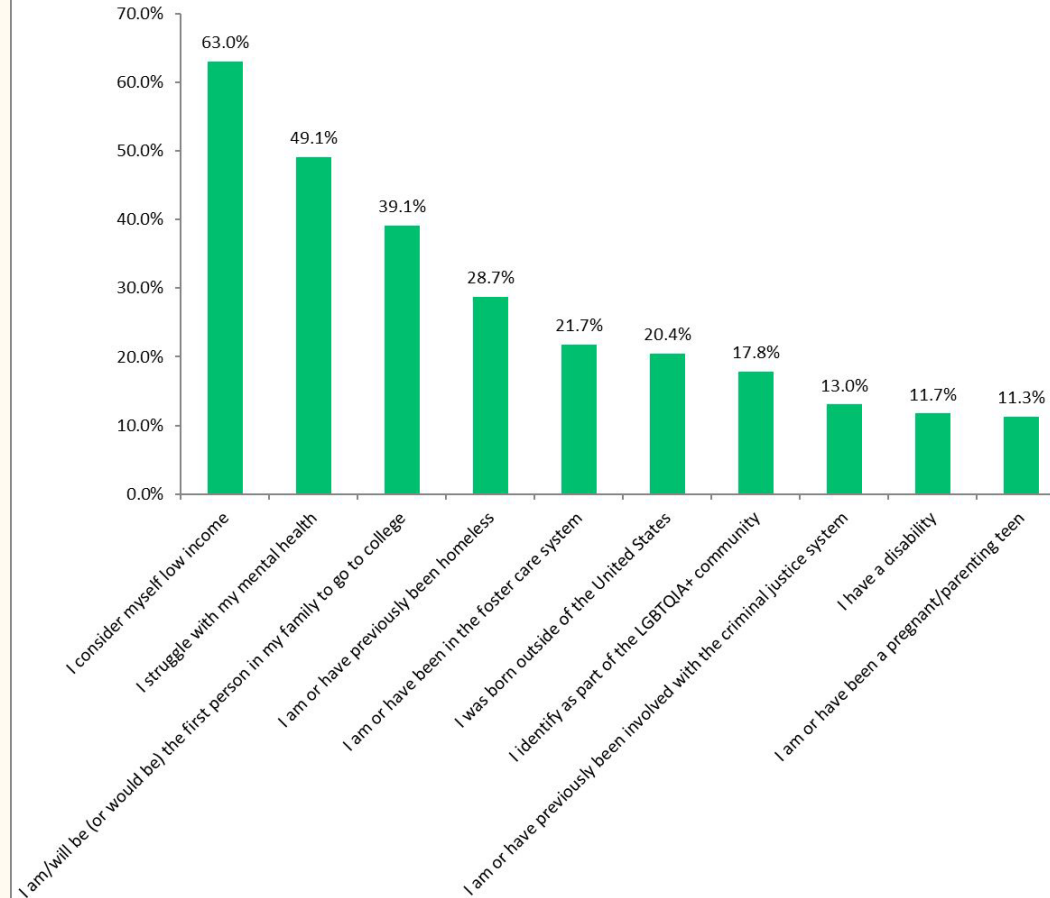
# Who took the survey

*Top  
Responses*

I consider myself low income	63.0%	145
I struggle with my mental health	49.1%	113
I am/will be (or would be) the first person in my family to go to college	39.1%	90
I am or have previously been homeless	28.7%	66
I am or have been in the foster care system	21.7%	50
I was born outside of the United States	20.4%	47

## Which of the following statements describe you?

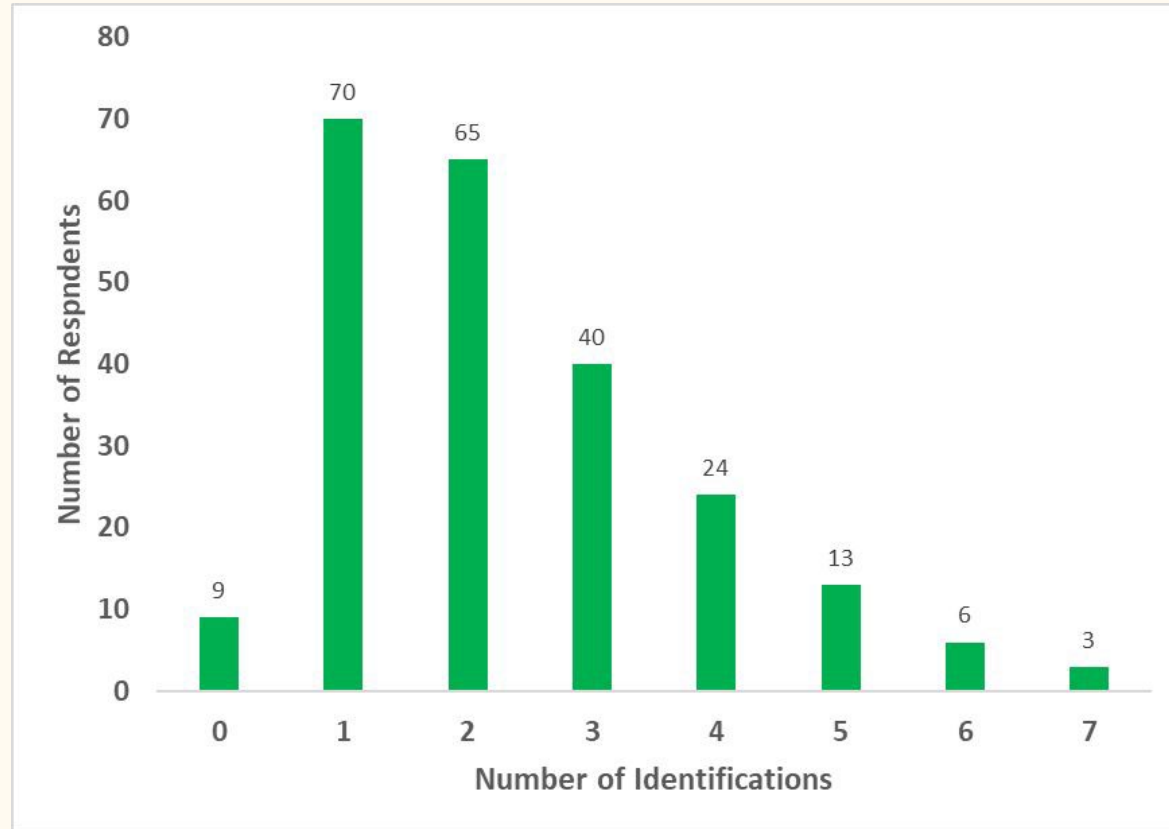
230 Responses



# Who took the survey

65.7% of respondents (151 of 230) identified with more than one of the statements on the previous slide.

Many of the statements (e.g., “I consider myself low income”) relate to barriers/challenges for youth as they navigate education and workforce systems.

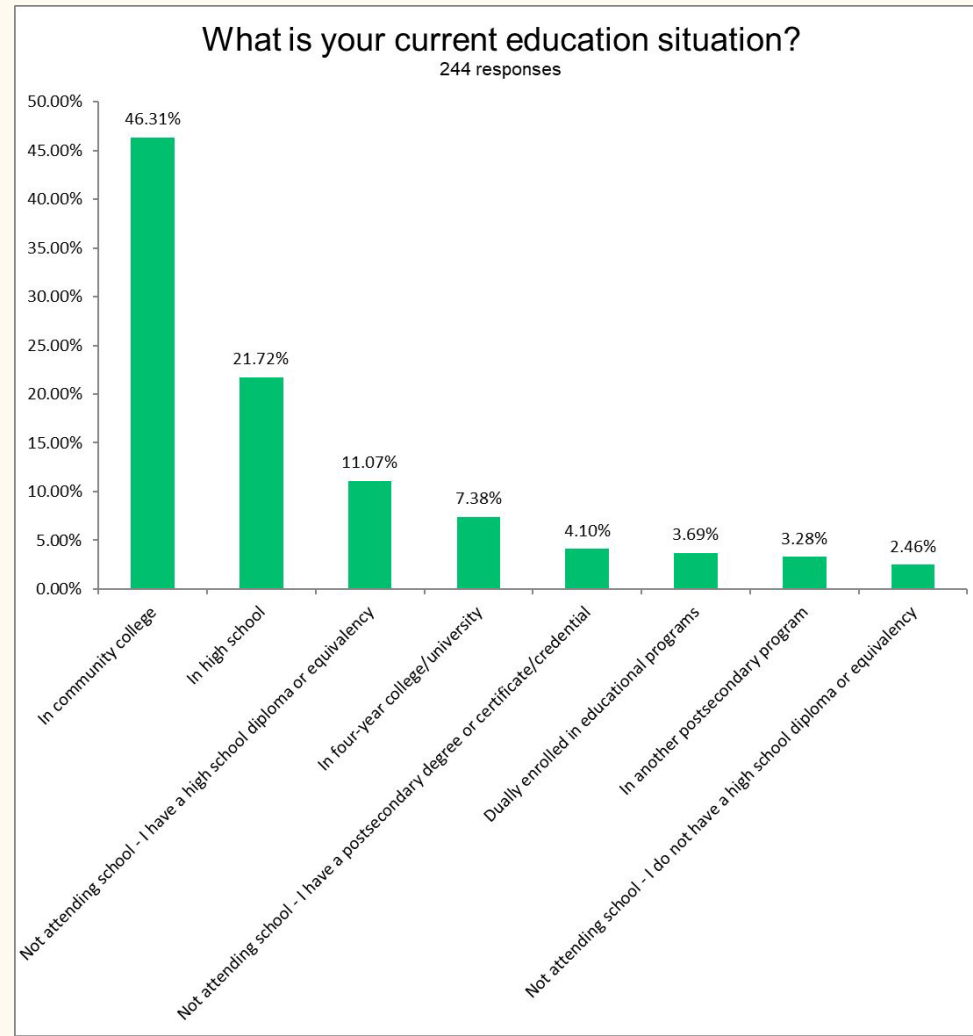




# Who took the survey

*Top  
Responses*

In community college	46.31%	113
In high school	21.72%	53
Not attending school - I have a high school diploma or equivalency	11.07%	27
In four-year college/university	7.38%	18



# Who participated in focus groups

YLM senior leaders facilitated **9 focus groups** between Jan 23 and Feb 3.

Bill Wilson Drop-In Center

The HUB (DFCS)

Escuela Popular

Youth Action Board (OSH)

Razing the Bar

Youth Advisory Council (FLY)

Shine Together

Youth Liberation Movement

SJCCCS

# Illustrative Quotes

“If I didn’t have to work as much I could focus on school.”

“Why do I have to go into poverty to get out of poverty.”

“Growing up where we did, we don’t have the luxury to take a bunch of classes and try different majors.”

“I want to go to college but I don't feel like I'm going to be supported by the adults in the system.”

“Having a mentor [would make it easier to achieve goals], I’m helping others achieve their goals I need someone to help me with mine.”

# Results Build on 2021 Youth-led Focus Groups

In August 2021, as a part of the first Youth Forum, the Youth Liberation Movement hosted 6 focus groups. The top three issues that surfaced were:

1. Housing
2. Mental health
3. Quality of programs and services

**The weight of not having stable housing is exhausting and impacts mental health.**

Then, when youth seek services, they are not getting the help they need.

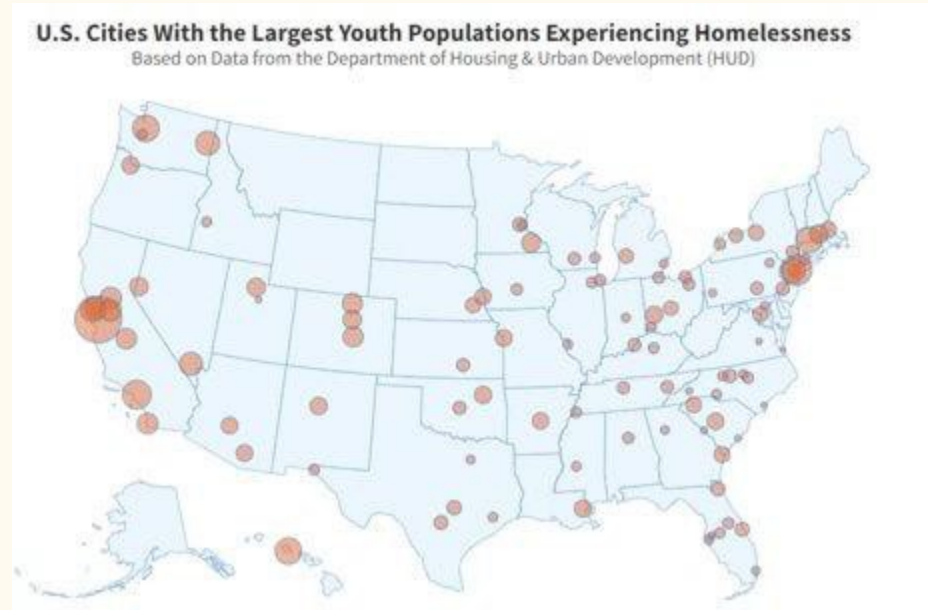
# “San Jose: The No. 1 U.S. city in youth homelessness”

[Feb 11 Spotlight Article](#)

**San Jose is home to the largest ratio of unhoused young adults in the US**

Source: The Hill

[RECS](#)



[United Way](#)